



Reference guide
2026



Dear friends,

Welcome to 2026 and our 5th year in the nursery business. It has been an exciting and educational journey since we planted our first tree in the cool March dirt. Many valuable experiences have been gained and lessons learned in this short span of time.

In this catalog, you will find a wide array of plants to accommodate your landscape needs. Whether you are looking for a centerpiece, a dependable shade tree, or simply need to add a splash of color to your home, we strive to provide the best. We are committed to providing you with outstanding SERVICE, exceptional VALUE, and a noteworthy SELECTION.

Thank you to all our valued customers. To God be all the glory!

Norman & Deana Yoder



Creating Your Vision

From concept to completion – we design, build, and maintain landscapes that elevate your property.

- ✓ Residential & Commercial
- ✓ New Construction Sites
- ✓ Spring & Fall Maintenance




Planning

We evaluate your space, goals, and vision to understand what's possible.

Design

Using CAD technology, we create realistic renderings that bring your landscape to life.



Install

Skilled installation handled by experienced professionals—on time, on budget, and built to last.



Grasses

Grasses



Autumn Flame

Graceful foliage turns shades of orange, red, and gold in fall. Autumn Flame adds seasonal color and soft movement to landscapes.

Zone: 5–9 Height: 4–6' Spread: 3–4'



Ginger Love

Warm golden-orange foliage intensifies through the season. Ginger Love adds soft texture, movement, and unique color to ornamental grass plantings.

Zone: 4–9 Height: 2–3' Spread: 2–3'



Blue Fountain

A graceful ornamental grass with arching blue-green foliage that forms a soft, fountain-like shape. Adds movement, texture, and year-round interest, especially when seed heads appear.

Zone: 4–9 Height: 3–4' Spread: 3–4'



Glow Sticks

Bright golden foliage emerges early and holds color throughout the season. Compact and upright, Glow Sticks adds vibrant contrast and texture to garden beds.

Zone: 4–9 Height: 2–3' Spread: 2–3'



Burgundy Bunny

Soft, upright foliage develops rich burgundy tones in fall. This compact grass adds seasonal color and texture in small spaces and mixed plantings.

Zone: 4–9 Height: 2–3' Spread: 2–3'



Golden Variegated

Green foliage with bold golden striping creates bright contrast. This variegated grass adds texture and visual interest throughout the growing season.


Zone: 4–9 Height: 4–6' Spread: 3–4'



Elijah Blue

A compact, clumping grass with intense blue foliage. Elijah Blue provides strong color contrast and works well in borders, containers, and rock gardens.

Zone: 4–8 Height: 1–2' Spread: 1–2'



Hameln

A popular ornamental grass with arching green foliage and soft bottlebrush plumes. Hameln offers excellent texture, movement, and late-season interest.

Zone: 5–9 Height: 2–3' Spread: 2–3'

Grasses



Karl Foerster Feather Reed Grass

An upright, clump-forming grass with narrow green blades and tall feathery plumes. Excellent for vertical accents, borders, and mass plantings.

Zone: 4–9 Height: 4–5' Spread: 2–3'



Plume Grass

Airy plumes rise above green foliage, adding height and texture. Ideal for borders, mass plantings, and naturalized landscapes.

Zone: 4–9 Height: 5–7' Spread: 3–5'



Lemon Squeeze

Bright chartreuse foliage forms a neat, upright clump. Lemon Squeeze brings bold color and contrast to sunny borders and modern landscape designs.

Zone: 4–9 Height: 2–3' Spread: 2–3'



Totem Pole

A tall, upright grass with strong vertical lines and narrow foliage. Totem Pole provides structure and height for screens, accents, and large beds.

Zone: 4–9 Height: 6–8' Spread: 3–4'



Maiden Grass 'Gracillimus'

Fine-textured green foliage forms graceful clumps with silvery plumes in fall. A classic ornamental grass for movement, screening, and seasonal interest.

Zone: 5–9 Height: 5–6' Spread: 4–5'



Zebra Grass

Bold horizontal yellow striping creates a dramatic appearance. Tall plumes and strong structure make Zebra Grass a standout focal plant.

Zone: 5–9 Height: 6–8' Spread: 4–6'



Morning Light

Narrow green blades with silver-white midribs create a shimmering effect. Morning Light offers elegant texture and excellent fall color.

Zone: 5–9 Height: 4–6' Spread: 3–4'



Perennials

Perennials



Autumn Fire Sedum

Succulent foliage supports clusters of rosy-pink flowers that deepen in fall. Drought-tolerant and excellent for late-season color.


Zone: 3–9 Height: 18–24" Spread: 18–24"



Daylilies

Reliable perennials producing vibrant blooms in a wide range of colors. Low-maintenance, adaptable, and perfect for mass plantings and borders.

Zone: 3–9 Height: 1–3' Spread: 1–2'



Black-Eyed Susan

Bright yellow daisy-like flowers with dark centers bloom all summer long. A hardy, reliable perennial that attracts pollinators and thrives in full sun.

Zone: 3–9 Height: 2–3' Spread: 1–2'



Diamond Lake Hosta

Thick blue leaves with ruffled edges create standout texture and substance. A premium hosta for focal points in shade gardens.

Zone: 3–9 Height: 24–28" Spread: 3–4'



Caramel Coralbells

Warm caramel-colored foliage provides year-round interest, topped with delicate flower spikes in summer. A versatile perennial that adds rich color and texture to shade gardens and borders.


Zone: 4–9 Height: 12–18" Spread: 18–24"



Frances Williams Hosta

Large blue-green leaves with wide golden margins make a bold statement. Ideal for creating strong texture in shaded landscapes.

Zone: 3–9 Height: 24–30" Spread: 3–4'



Coneflowers

Long-blooming perennials with bold, colorful flowers and strong stems. Coneflowers attract pollinators and provide dependable summer color.

Zone: 3–9 Height: 2–4' Spread: 1–2'



Georgia Peach Coralbells

Soft peach and amber foliage shifts color throughout the seasons. Georgia Peach brings warmth, texture, and subtle elegance to mixed perennial beds.

Zone: 4–9 Height: 12–18" Spread: 18–24"

Perennials



Halcyon Hosta

Smooth blue foliage forms a tidy, symmetrical mound. Halcyon is known for excellent slug resistance and consistent performance.

Zone: 3–9 Height: 18–24" Spread: 2–3'



Lavender 'Hidcote'

A compact lavender with deep purple flowers and strong fragrance. Ideal for borders, containers, and classic herb gardens with excellent drought tolerance.

Zone: 5–9 Height: 18–24" Spread: 18–24"



Lavender 'Sensational'

Thick flower spikes and intense fragrance set this lavender apart. Sensational offers strong heat tolerance and long-lasting blooms.

Zone: 5–9 Height: 24–30" Spread: 24–30"



Lemon Love Coralbells

Bright chartreuse foliage lights up shady spaces and contrasts beautifully with darker plants. A compact, low-maintenance perennial for borders and containers.

Zone: 4–9 Height: 12–18" Spread: 18–24"



Obsidian Coralbell

Nearly black foliage delivers dramatic contrast in modern and traditional landscapes. Obsidian offers excellent durability and standout color in shade gardens.

Zone: 4–9 Height: 12–18" Spread: 18–24"



Patriot Hosta

Green leaves edged with crisp white margins brighten shaded gardens. Patriot is durable, bold, and excellent for foundation plantings.

Zone: 3–9 Height: 18–24" Spread: 2–3'



Plum Pudding Coralbells

Deep purple, ruffled foliage creates bold contrast in shaded areas. Plum Pudding is valued for its strong color retention and compact, tidy habit.

Zone: 4–9 Height: 12–18" Spread: 18–24"



Russian Sage

An airy perennial with silvery foliage and lavender-blue blooms that last all summer. Extremely drought-tolerant and pollinator-friendly once established.

Zone: 4–9 Height: 3–5' Spread: 2–3'



Walker's Low Catmint

Soft gray-green foliage and lavender-blue flowers bloom repeatedly throughout the season. Deer-resistant and excellent for edging and mass plantings.

Zone: 4–9 Height: 18–24" Spread: 2–3'

A vibrant red Japanese maple tree (Acer palmatum) is the central focus of the image. The tree has a dense, rounded canopy of bright red, finely dissected leaves. It is planted in a grassy area, with its base surrounded by a circular arrangement of grey, rounded stones. In the background, there are several tall, conical evergreen trees, likely Japanese cedars (Cryptomeria japonica), and a blurred view of a building with a brick wall. The overall scene is a well-maintained garden.

Specialty Trees/Plants

Specialty Trees/Plants



Bloodgood Japanese Maple

An upright maple with rich burgundy foliage and excellent sun tolerance. Provides strong structure, bold color, and reliable performance.

Zone: 5–8 Height: 15–20' Spread: 15–20'



Crimson Queen Japanese Maple

A classic weeping Japanese maple with finely cut red foliage that turns brilliant crimson in fall. Adds elegance, movement, and refined texture to landscapes.


Zone: 5–8 Height: 8–10' Spread: 10–12'



Blue Rug Juniper on Standard

Low-growing blue foliage grafted onto a trunk for a unique layered look. Adds texture and contrast to beds and containers.

Zone: 3–9 Height: 3–5' Spread: 3–4'



Gold Lace on Standard

Golden yellow, frosted foliage tips create a striking contrast with the pendulous, blue green mature foliage.


Zone: 4–9 Height: 3' Spread: 3'



Blue Star Juniper on Standard

Dense steel-blue foliage with a rounded crown and tidy structure. Delivers bold year-round color in a compact form.

Zone: 4–8 Height: 3' Spread: 2'



Emerald Green Arborvitae "Spiral"

A spiral-trained evergreen with rich green foliage. Adds elegance and formal appeal to patios, entrances, and focal plantings.

Zone: 3–8 Height: 6–8' Spread: 2–3'



Columnar Norway Spruce

A narrow, upright evergreen ideal for screening and vertical accents. Dense foliage provides year-round structure.

Zone: 3–7 Height: 30' Spread: 10'



Inaba Shidare Japanese Maple

Rich maroon laceleaf with a cascading habit that's more upright than most. Faster grower than other laceleaves.

Zone: 5–8 Height: 7' Spread: 10'

Specialty Trees/Plants



Mariken Ginkgo Biloba Shrub

A dwarf, globe-shaped ginkgo with unique fan-shaped leaves. Slow-growing with outstanding golden fall color in a compact form.

Zone: 4-9 Height: 3' Spread: 6'



Sea Green Juniper "Pom-Pom"

Soft green foliage trained into rounded forms. Provides evergreen structure and ornamental interest year-round.

Zone: 4-9 Height: 3-4' Spread: 3-4'



Purple Fountain Beech

A narrow, upright weeping tree with deep purple leaves. Its columnar habit makes it ideal for vertical accents where space is limited but impact is desired.

Zone: 4-7 Height: 25' Spread: 10'



Serpentine Snow Fountain Cherry

Twisting branches and cascading white spring blooms create graceful movement and seasonal drama. A standout ornamental tree.

Zone: 5-8 Height: 12-15' Spread: 10-12'



Red Dragon Japanese Maple

Deeply dissected red foliage holds its color well through summer. Compact and cascading, it's perfect for accent plantings and smaller garden spaces.

Zone: 5-8 Height: 8-10' Spread: 10-12'



Sky Pencil Japanese Holly

A sleek, upright evergreen with dense foliage and minimal spread. Perfect for modern landscapes, containers, and entryway framing.

Zone: 6-9 Height: 6-8' Spread: 2'

Specialty Trees/Plants



Scotch Pine "Pom-Pom"

A sculpted evergreen with rounded tufts of foliage on a clean trunk. Adds formal structure with playful character.

Zone: 3-7 Height: 6-8' Spread: 4-6'



Waterfalls Japanese Maple

Cascading branches and finely cut green foliage that turns golden-orange in fall. Adds softness and flowing movement to garden edges and focal areas.


Zone: 5-8 Height: 8-10' Spread: 10-12'



Weeping Blue Spruce

Silvery-blue needles and dramatic flowing form create bold contrast and winter interest. A striking evergreen specimen.

Zone: 2-7 Height: 10-15' Spread: 6-10'



Weeping Purple Beech

A dramatic specimen tree with cascading branches and rich purple foliage. Creates a bold focal point with strong texture, shade, and architectural presence.

Zone: 4-7 Height: 10' Spread: 5-6'



Weeping Norway Spruce

Fast-growing evergreen with rich green needles and a dramatic weeping habit. Excellent as a statement tree or landscape focal point.

Zone: 3-7 Height: 10-15' Spread: 6-8'



Weeping White Pine

A sculptural evergreen with soft blue-green needles and cascading branches. Adds year-round interest and a unique architectural look.

Zone: 3-8 Height: 10-15' Spread: 6-8'



Evergreens

Evergreens



Anna's Magic Ball Arborvitae

A compact, globe-shaped evergreen with vibrant golden-yellow foliage. This low-maintenance plant is perfect for small gardens, rock gardens, or borders, adding year-round color.

Zone: 3-8 Height: 2-3' Spread: 2-3'



Blue Star Juniper

Low-growing juniper with striking steel-blue foliage. Blue Star provides year-round color and texture, making it perfect for borders, rock gardens, and mass plantings.

Zone: 4-8 Height: 2-3' Spread: 3-4'



Baby Blue Spruce

A compact uniform selection of blue spruce. Prized for its blue needles.

Zone: 2-7 Height: 15-20' Spread: 10-15'



Calgary Carpet Juniper

A hardy, low-spreading juniper with bright green foliage that holds color well. Excellent groundcover for slopes, banks, and erosion control.

Zone: 3-7 Height: 1-2' Spread: 5-8'



Blue Arrow Juniper

A tall, narrow evergreen with stunning blue-green foliage. Perfect for tight spaces, privacy screens, or vertical accents, it thrives in sunny, low-maintenance landscapes.

Zone: 4-9 Height: 12-15' Spread: 2-3'



Canadian Hemlock

A graceful evergreen with soft, feathery needles and a conical shape. This versatile tree works well as a hedge, screen, or shade tree, thriving in both sun and partial shade.


Zone: 3-7 Height: 40-70' Spread: 25-35'



Blue Point Juniper

A pyramidal evergreen with soft, silvery-blue foliage. Its dense, formal shape is ideal for hedges, accents, or as a striking centerpiece in a garden.

Zone: 4-9 Height: 10-12' Spread: 5-6'



Dwarf Alberta Spruce

A slow-growing, dense evergreen with bright green needles. Its symmetrical, conical shape makes it an excellent choice for containers, foundation plantings, or small landscapes.

Zone: 2-6 Height: 10-12' Spread: 3-4'

Evergreens



Eastern Red Cedar

A hardy, upright evergreen with rich green foliage that turns bronze in winter. Known for its aromatic wood, it's excellent for windbreaks, privacy screens, or wildlife habitats.

Zone: 2-9 Height: 30-40' Spread: 10-15'



Gold Cone Juniper

A narrow, upright juniper with golden-yellow foliage that brightens landscapes. Its compact form works well in small gardens, rockeries, or as an accent.

Zone: 4-8 Height: 5-7' Spread: 1-2'



Eastern White Pine

A fast-growing evergreen with soft, long, blue-green needles. Its towering, feathery appearance adds beauty and shade to large landscapes or naturalized areas.

Zone: 3-8 Height: 60' Spread: 20'



Green Arrow Cedar

A dramatic, weeping evergreen with a narrow footprint and deep green foliage. Excellent as a focal point or vertical accent in modern landscapes.

Zone: 4-8 Height: 12-20' Spread: 3-5'



Emerald Green Arborvitae

A tall, narrow evergreen with lush, bright green foliage. Ideal for creating privacy screens or hedges, it maintains its vibrant color all year long.

Zone: 3-8 Height: 12-14' Spread: 3-4'



Green Gem Boxwood

A compact, globe-shaped boxwood with dense evergreen foliage. Green Gem is extremely cold-hardy and ideal for low hedges, borders, and foundation plantings.


Zone: 4-8 Height: 3-4' Spread: 3-4'



Fire Chief Arborvitae

A rounded, compact evergreen with soft, feathery foliage that shifts from green to fiery orange-red in fall. Perfect for adding color to borders or foundation plantings.

Zone: 5-7 Height: 2-3' Spread: 2-3'



Green Giant Arborvitae

A fast-growing, tall evergreen with dense, rich green foliage. Its durability and size make it ideal for privacy hedges, windbreaks, or large landscapes.

Zone: 5-8 Height: 50-60' Spread: 12-15'

Evergreens



Green Mountain Boxwood

A pyramidal boxwood with glossy, dark green foliage that retains its color in winter. Perfect for formal hedges, topiaries, or as an accent plant in gardens.

Zone: 4-9 Height: 3-5' Spread: 2-3'



Jane Gold Arborvitae

Bright golden foliage provides year-round color and contrast. Jane Gold Arborvitae has a compact, upright habit ideal for accents, hedges, or foundation plantings.

Zone: 3-7 Height: 6-8' Spread: 3-4'



Green Tower Austrian Pine

An ideal specimen for smaller spaces. Provides vertical structures in year round interest. Lush green foliage.

Zone: 4-8 Height: 8' Spread: 2'



Junior Giant Arborvitae

A smaller version of the popular "Green Giant". Junior Giant is ideal for privacy, windbreaks, and large landscape plantings.

Zone: 3-8 Height: 20' Spread: 8-10'



Green Velvet Boxwood

A rounded boxwood shrub with vibrant, emerald-green leaves. Its compact size makes it ideal for borders, foundation plantings, or low hedges.

Zone: 5-9 Height: 3-4' Spread: 3-4'



Lemon Thread Cypress

A striking evergreen with thread-like, golden-yellow foliage. Its unique texture and color make it a standout accent or addition to mixed borders and containers.


Zone: 5-9 Height: 3-4' Spread: 3-4'



Hetz Midget Arborvitae

A small, globe-shaped evergreen with soft, bright green foliage. Low-maintenance and compact, it's a great choice for small spaces, rock gardens, or borders.

Zone: 3-7 Height: 3' Spread: 3'



Little Gem Spruce

A compact, slow-growing spruce with dense green needles. Maintains a tidy, rounded shape and works well in small landscapes and foundation beds.

Zone: 3-8 Height: 3' Spread: 4-6'

Evergreens



Mr. Bowling Ball Arborvitae

A dense, rounded evergreen with fine, feathery green foliage. Its compact, symmetrical shape makes it a perfect low-maintenance choice for small spaces or borders.

Zone: 3-7 Height: 2-3' Spread: 2-3'



Pinpoint Gold False Cypress

Fine-textured evergreen with vibrant golden foliage and a narrow, upright habit. Adds color, softness, and vertical interest to landscape designs.

Zone: 4-8 Height: 15-20' Spread: 4-6'



Niagra American Arborvitae

A dense, conical evergreen with rich green foliage that stays vibrant year-round. Its compact growth is ideal for privacy screens, hedges, or foundation plantings.

Zone: 3-7 Height: 15-20' Spread: 4-5'



Sea Green Juniper

A dense, spreading juniper with arching branches and soft, mint-green foliage. Excellent for ground cover, erosion control, or as a low-maintenance hedge.

Zone: 4-9 Height: 4-5' Spread: 5-6'



North Pole Arborvitae

A narrow, upright arborvitae perfect for tight spaces and formal landscapes. Dense green foliage and strong vertical growth make it ideal for screens and entryways.

Zone: 3-7 Height: 10-15' Spread: 3-5'



Sky Rocket Juniper

A tall, slender juniper with blue-green foliage. Its columnar shape is perfect for tight spaces, privacy screens, or as a striking vertical accent in the garden.

Zone: 4-9 Height: 10-15' Spread: 2-3'



Norway Spruce

A fast-growing spruce with dark green needles and drooping branches. Perfect for windbreaks, large landscapes, or as a classic Christmas tree.

Zone: 3-7 Height: 40-60' Spread: 25-30'



Slender Hinoki False Cypress

An elegant, narrow evergreen with layered, dark green foliage. Adds refined texture and vertical interest to landscape.

Zone: 5-8 Height: 10-15' Spread: 3-5'

Evergreens



Spartan Juniper

A fast-growing, columnar evergreen with rich green foliage. Spartan Juniper is highly adaptable and commonly used for privacy screens and vertical accents.

Zone: 4-9 Height: 12-15' Spread: 4-5'



Weeping Blue Alaskan Cedar

A graceful, cascading evergreen with soft, silvery-blue foliage. Its striking weeping habit adds elegance and texture to gardens as a focal point or accent tree.

Zone: 4-7 Height: 25-30' Spread: 8-12'



Sprinter Boxwood

A fast-growing boxwood with glossy, deep green leaves. Its compact, rounded shape makes it perfect for hedges, foundation plantings, or formal gardens.

Zone: 5-9 Height: 2-4' Spread: 2-4'



Mugo Pine

A compact pine with dark green needles and a dense, mounded form. Extremely tough and adaptable, ideal for foundation plantings and low-maintenance landscapes.

Zone: 3-7 Height: 4-5' Spread: 3-4'



Techny Arborvitae

A dense, upright evergreen commonly used for screening and windbreaks. Techny Arborvitae is cold-hardy, adaptable, and maintains rich green color throughout the winter.

Zone: 3-8 Height: 12-15' Spread: 5-6'



Flowering Shrubs

Flowering Shrubs



Berry White (Hydrangea)

A gorgeous hydrangea featuring white blooms that fade to pink and red hues. Berry White adds vibrant color and drama to gardens, thriving in sunny to partially shaded spots.

Zone: 4-8 Height: 4-5' Spread: 3-4'



Bobo (Hydrangea)

A compact hydrangea with dense, cone-shaped white blooms that age to pink. Bobo is perfect for small spaces, offering stunning floral displays and low maintenance.


Zone: 3-8 Height: 2.5-3' Spread: 3-4'



Big Leaf Eclipse Hydrangea

Bold dark foliage provides dramatic contrast to large mophead blooms that shift from pink to blue based on soil pH. A standout shrub for shade gardens and decorative plantings.

Zone: 5-9 Height: 3-4' Spread: 3-4'



Cesky Gold Birch

A compact birch with vibrant gold foliage that stands out in landscapes. Cesky Gold is perfect for borders or mixed shrub plantings, bringing texture and color year-round.


Zone: 2-7 Height: 3-4' Spread: 3-4'



Black Lace Elderberry

Deep purple, finely cut foliage resembles Japanese maple leaves. Pink flowers and dark berries provide multi-season interest and dramatic contrast.

Zone: 4-7 Height: 6-8' Spread: 6-8'



David Austin 'Gabriel Oak' Rose

Rich pink rosettes with a strong old-rose fragrance. Upright growth habit and repeat blooms make it a standout in mixed borders.


Zone: 5-9 Height: 4-5' Spread: 4-5'



Blue Princess Holly

A dense evergreen shrub with glossy dark green leaves. Produces bright red berries when pollinated, offering strong winter interest and excellent screening.

Zone: 5-8 Height: 10' Spread: 8'



David Austin 'The Lady Gardener' Rose

Soft apricot-pink blooms with a light tea fragrance. Free-flowering and elegant, this rose brings classic charm to garden beds and borders.

Zone: 5-9 Height: 4-5' Spread: 4-5'

Flowering Shrubs



David Austin 'Tranquility' Rose

Elegant creamy white blooms with a soft yellow center and classic fragrance. A refined English rose with repeat flowering and strong garden presence.

Zone: 5-9 Height: 4-5' Spread: 4-5'



Girard Rose Azalea

A compact azalea with vibrant rose-pink blooms. Girard Rose is perfect for adding bursts of spring color to shaded gardens or as a low hedge.


Zone: 5-8 Height: 2-3' Spread: 3-4'



Dwarf Burning Bush

A compact shrub with fiery red foliage in the fall. Dwarf Burning Bush is perfect for adding vibrant color to hedges, borders, or foundation plantings.

Zone: 4-8 Height: 4-6' Spread: 4-6'



Gold Mound Spirea

A small shrub with golden-yellow foliage that brightens any landscape. Gold Mound Spirea is perfect for borders, mass plantings, or adding contrast to gardens.

Zone: 4-8 Height: 2-3' Spread: 3-4'



Dwarf Korean Lilac

A compact lilac with fragrant lavender-purple blooms in spring. Rounded growth habit and excellent disease resistance make it perfect for smaller spaces.

Zone: 3-7 Height: 3-4' Spread: 3-4'



Hakuro Nishiki Willow

A unique willow with pink, white, and green variegated foliage. Hakuro Nishiki adds soft color and texture to gardens and thrives in moist, sunny areas.

Zone: 4-7 Height: 4-6' Spread: 4-6'



Finline Buckthorn

A narrow, upright shrub with fine-textured green foliage. Finline Buckthorn is ideal for privacy screens, hedges, or adding vertical interest to the garden.

Zone: 2-7 Height: 5-7' Spread: 2-3'



Iceberg Alley Sageleaf Willow

A compact willow with striking silver foliage that's soft to the touch. Iceberg Alley is perfect for adding texture and contrast to gardens or borders.

Zone: 2-6 Height: 3-5' Spread: 3-5'


Flowering Shrubs



Ivory Halo Dogwood

A variegated dogwood with green leaves edged in creamy white. Ivory Halo is an excellent choice for adding winter interest and color to borders or foundation plantings.

Zone: 3-7 Height: 5-6' Spread: 5-6'



Knock Out Orange Glow

Vibrant orange blooms shift in tone throughout the season. Offers continuous flowering, excellent disease resistance, and bold landscape color.

Zone: 4-9 Height: 3-4' Spread: 3-4'



Jade Parade Sandcherry

A low-growing shrub with bright green foliage and a spreading habit. Jade Parade Sandcherry is ideal for ground cover, mass plantings, or erosion control.

Zone: 4-8 Height: 1-2' Spread: 4-6'



Knockout 'Double Red' Rose

A hardy rose with vibrant double-red blooms that repeat throughout the season. Knockout 'Double Red' adds bold color and is perfect for sunny gardens or containers.

Zone: 5-9 Height: 3-4' Spread: 3-4'



Knock Out Double Pink

Full, double pink blooms flower continuously from spring through frost. Exceptionally disease resistant and easy to maintain for reliable color.

Zone: 4-9 Height: 3-4' Spread: 3-4'



Lemony Lace Elderberry

Bright golden foliage with soft lace-like texture adds vibrant color to the landscape. Pink flowers and dark berries enhance seasonal interest.

Zone: 4-8 Height: 4-5' Spread: 4-5'



Knock Out Easy Bee-Z

A compact rose with bright yellow blooms that resist fading. Continuous flowering, excellent disease resistance, and low maintenance make it a pollinator-friendly favorite.

Zone: 4-9 Height: 3-4' Spread: 3-4'



Limelight (Hydrangea)

A large hydrangea with lime-green blooms that mature to white, pink, and burgundy. Limelight is ideal for mixed borders or as a garden focal point.

Zone: 3-8 Height: 6-8' Spread: 6-8'

Flowering Shrubs



Little Henry Sweetspire

A compact shrub with fragrant white blooms in early summer. Little Henry Sweetspire adds color and texture with fiery red foliage in the fall.

Zone: 5-9 Height: 2-3' Spread: 2-3'



Miss Kim Lilac

A compact lilac with fragrant lavender blooms. Miss Kim is a hardy shrub that thrives in sunny spots, perfect for hedges or as a fragrant garden accent.

Zone: 3-8 Height: 4-5' Spread: 5-7'



Little Lime Punch (Hydrangea)

A compact hydrangea with vibrant lime-green and pink blooms. Little Lime Punch is perfect for small spaces, providing a stunning color display all season long.

Zone: 3-8 Height: 3-5' Spread: 3-5'



Neon Burst Dogwood

A compact dogwood with neon-yellow foliage that stands out all season. Neon Burst is perfect for adding a pop of color to borders, hedges, or mixed plantings.

Zone: 3-7 Height: 4-5' Spread: 4-5'



Lynwood Gold Forsythia

A bold forsythia with bright yellow blooms in early spring. Lynwood Gold is a classic choice for hedges, borders, or adding a burst of sunshine to the garden.

Zone: 5-8 Height: 6-9' Spread: 5-7'



Pinky Winky (Hydrangea)

A unique hydrangea with large, two-toned blooms that shift from white to deep pink. Its upright habit and long-lasting flowers make it perfect for adding color and texture to sunny gardens.


Zone: 3-8 Height: 6-8' Spread: 6-8'



Magic Carpet Spirea

A vibrant spirea with pink flowers and golden foliage. Magic Carpet is compact and low-maintenance, ideal for borders, mass plantings, or adding contrast to gardens.

Zone: 4-9 Height: 2' Spread: 2'



Pugster Blue Butterfly Bush

A compact butterfly bush with vivid blue blooms and a sweet fragrance. Pugster Blue attracts pollinators and thrives in sunny spots, perfect for small gardens.

Zone: 5-9 Height: 2' Spread: 2-3'

Flowering Shrubs



Pugster Pink Butterfly Bush

A compact butterfly bush with bright pink blooms and a long flowering season. Pugster Pink is ideal for attracting pollinators to sunny borders or container gardens.

Zone: 5-9 Height: 2' Spread: 2-3'



Sugar Tip Rose of Sharon

A unique rose of Sharon with variegated foliage and pink flowers. Sugar Tip is perfect for adding a touch of elegance and color to borders or mixed plantings.

Zone: 5-8 Height: 5-6' Spread: 4-6'



Quickfire Hydrangea

An early-blooming hydrangea with white flowers that blush pink as they age. Quickfire is perfect for adding color and charm to mixed borders or foundation plantings.

Zone: 3-8 Height: 5-6' Spread: 5-6'



Tiger Eyes Sumac

A bold sumac with bright chartreuse foliage that turns fiery orange in fall. Tiger Eyes is perfect for adding dramatic color and texture to gardens or slopes.

Zone: 4-8 Height: 6-8' Spread: 6-8'



Ruby Slippers Hydrangea

Large cone-shaped blooms emerge white and mature to deep ruby red. This compact hydrangea offers strong stems, reliable flowering, and excellent fall color in a manageable size.

Zone: 3-8 Height: 3-4' Spread: 3-4'



Vanilla Strawberry (Hydrangea)

A hydrangea with creamy white blooms that turn pink and red as they mature. Vanilla Strawberry is perfect for adding color and elegance to sunny borders.

Zone: 4-8 Height: 6-7' Spread: 4-5'



Sargent Pepper Dogwood

A compact, multi-season shrub featuring white spring flowers, blue summer berries, and outstanding red fall color. Attractive branching and exfoliating bark add winter interest, making it a versatile landscape choice.

Zone: 3-7 Height: 4-5' Spread: 4-5'



Wee Bit Innocents Hydrangea

A dwarf hydrangea with abundant soft pink blooms on sturdy stems. Perfect for small gardens, borders, and containers with consistent flowering each season.

Zone: 3-8 Height: 2-3' Spread: 2-3'



Spilled Wine Weigela

A compact weigela with deep burgundy foliage and pink blooms. Spilled Wine adds bold contrast and is perfect for sunny borders or foundation plantings.

Zone: 4-8 Height: 2-3' Spread: 3-4'



Wine & Spirits Weigela

A weigela with soft green foliage and white-pink flowers. Wine & Spirits adds a refined touch to gardens and is perfect for sunny borders or mixed plantings.

Zone: 4-8 Height: 4-5' Spread: 4-5'



Ornamental Trees

Ornamental Trees



Autumn Brilliance Serviceberry

A small tree with brilliant white spring blossoms and edible berries. Autumn Brilliance Serviceberry features striking orange-red fall foliage and thrives in diverse landscapes.

Zone: 4-9 Height: 20-25' Spread: 15-18'



Golden Falls Redbud

A graceful weeping redbud featuring cascading branches, heart-shaped golden foliage, and soft pink spring blooms. Adds movement, color, and elegance as a standout focal tree.

Zone: 5-9 Height: 10' Spread: 4'



Cherokee Brave Dogwood

A beautiful dogwood with vibrant pink-red blooms and a graceful shape. Cherokee Brave adds a bold pop of color to spring gardens and provides year-round interest.

Zone: 5-9 Height: 25' Spread: 20'



Hakuro Nishiki "Dappled Willow" Tree

A unique small tree with striking pink, white, and green variegated foliage. Hakuro Nishiki "Dappled Willow" Tree is perfect for adding texture and soft color to gardens.

Zone: 4-9 Height: 6-8' Spread: 5-6'



Eastern Redbud

A classic ornamental tree with heart-shaped leaves and bright pink flowers in spring. Eastern Redbud is perfect for adding charm and elegance to landscapes.

Zone: 4-9 Height: 30' Spread: 25'



Kwanzan Cherry

Famous for its dramatic double pink spring blooms, this cherry tree creates a breathtaking seasonal display. Vase-shaped form with rich green foliage and golden fall color.


Zone: 5-8 Height: 30' Spread: 20'



Emerald Spire Crabapple

A narrow, upright ornamental tree with bright green foliage and abundant spring blooms. Excellent disease resistance and a tidy form make it ideal for tight spaces, accents, and modern landscapes with seasonal interest.

Zone: 4-8 Height: 18-20' Spread: 6-8'



Leonard Messel Magnolia

A stunning magnolia with star-like pink and white blossoms in early spring. Leonard Messel Magnolia is perfect for adding elegance and fragrance to small gardens.

Zone: 4-7 Height: 15-20' Spread: 10-15'

Ornamental Trees



Limelight (Hydrangea Tree)

A hydrangea tree with lime-green blooms that mature to white, pink, and burgundy. Limelight (Hydrangea Tree) adds stunning color and height to sunny landscapes.

Zone: 3-8 Height: 6-7' Spread: 4-5'



Lollipop Crabapple

A compact crabapple with a rounded crown and bright pink blossoms. Lollipop Crabapple is perfect for small spaces and produces small, ornamental fruits in fall.

Zone: 4-8 Height: 8-10' Spread: 8-10'



Pink Weeping Cherry

A graceful cherry tree with cascading branches and pink blossoms in spring. Pink Weeping Cherry adds elegance and charm to gardens or as a focal point in landscapes.

Zone: 5-8 Height: 12-15' Spread: 6-8'



Quickfire (Hydrangea Tree)

An early-blooming hydrangea tree with white flowers that turn pink as they age. Quickfire (Hydrangea Tree) offers striking vertical interest for mixed borders or gardens.

Zone: 3-8 Height: 6-7' Spread: 4-5'



Raspberry Spear Crabapple

A columnar crabapple with vibrant pink spring flowers, glossy foliage, and persistent red fruit. Perfect for walkways and small spaces where vertical interest and four-season appeal are desired.

Zone: 4-8 Height: 18-20' Spread: 6-8'



Royal Raindrops Crabapple

A crabapple with bright magenta-pink blossoms and glossy red-purple foliage. Royal Raindrops Crabapple adds striking color and ornamental fruit to gardens.

Zone: 4-8 Height: 15-20' Spread: 12-16'



Royal Star Magnolia

Produces abundant, fragrant white blooms in early spring before leaves emerge. A rounded ornamental tree with glossy green foliage that delivers classic beauty and reliable performance.

Zone: 4-8 Height: 15-20' Spread: 10-15'



Ruby Falls Redbud

A unique redbud with cascading branches and vibrant purple-red foliage. Ruby Falls Redbud is perfect for adding dramatic color and texture to smaller landscapes.

Zone: 5-9 Height: 6-8' Spread: 5-6'



Snowfountain Cherry

A cherry tree with cascading branches and pure white blossoms in spring. Snowfountain Cherry adds a graceful, elegant touch to gardens or as a focal point.

Zone: 5-8 Height: 8-10' Spread: 6-8'



Sugar Tyme Crabapple

A compact crabapple with fragrant white blossoms and small, red fruits. Sugar Tyme Crabapple is perfect for adding seasonal interest and wildlife appeal to gardens.

Zone: 4-8 Height: 18-20' Spread: 15'



Vanilla Strawberry (Hydrangea Tree)

A hydrangea tree with creamy white blooms that turn pink and red as they mature. Vanilla Strawberry (Hydrangea Tree) is perfect for adding height and stunning color.

Zone: 4-8 Height: 6-7' Spread: 4-5'



Shade Trees

Shade Trees



Autumn Blaze Maple

A fast-growing maple with brilliant red-orange fall color. Autumn Blaze Maple is a hybrid known for its strength, beauty, and adaptability in diverse landscapes.

Zone: 3-8 Height: 50' Spread: 40'



Emerald Queen Maple

A fast-growing maple with lush green leaves and a strong, symmetrical shape. Emerald Queen Maple is perfect for large landscapes, providing ample shade.


Zone: 4-7 Height: 50-60' Spread: 40'



Autumn Gold Ginkgo

A ginkgo tree with fan-shaped leaves that turn bright yellow in fall. Autumn Gold Ginkgo is a low-maintenance, pest-resistant tree perfect for adding seasonal color.

Zone: 3-8 Height: 45' Spread: 30'



Fall Fiesta Maple

A sugar maple with vibrant orange-red fall foliage. Fall Fiesta Maple is hardy and long-lived, perfect for adding shade and stunning color to your yard.

Zone: 3-8 Height: 50' Spread: 40'



Crimson King Maple

A bold shade tree with deep purple foliage that holds its color throughout the season. Provides dense shade, strong structure, and striking contrast in large landscapes.

Zone: 4-7 Height: 40' Spread: 35'



October Glory Maple

A beautiful maple with deep green leaves that turn bright red in fall. October Glory Maple is an adaptable tree that thrives in diverse landscapes.

Zone: 4-9 Height: 40-50' Spread: 25-35'



Dawn Redwood

A fast-growing tree with feathery green foliage that turns orange in fall. Dawn Redwood is a prehistoric beauty, ideal for large landscapes and wet areas.

Zone: 4-8 Height: 70' Spread: 25'



Prairie Gold Aspen

Bright green leaves shimmer in the wind and turn golden in fall. Smooth white bark and upright growth make it attractive in group plantings.

Zone: 3-6 Height: 40' Spread: 20'



Emerald City Tulip Tree

A tulip tree with glossy green leaves and upright growth. Emerald City Tulip Tree offers shade and visual interest with its stately form and yellow-green spring flowers.

Zone: 4-9 Height: 55' Spread: 25'



Princeton Gold Maple

A stunning maple with golden yellow leaves that glow in sunlight. Princeton Gold Maple is a unique and eye-catching shade tree for brightening your yard.

Zone: 4-7 Height: 35' Spread: 30'

Shade Trees



Pyramidal European Hornbeam

A dense, pyramidal tree with dark green leaves and a strong, upright form. Pyramidal European Hornbeam is perfect for narrow spaces or formal landscapes.

Zone: 4-8 Height: 30-40' Spread: 20-30'



Red Oak

A fast-growing oak with strong limbs and rich red fall color. Provides excellent shade and adaptability for residential and commercial landscapes.

Zone: 4-8 Height: 60' Spread: 45'



Red Pointe Maple

A fast growing vibrant maple with bright red fall foliage and a strong, symmetrical shape. Red Pointe Maple adds shade and seasonal beauty to any landscape.

Zone: 5-9 Height: 45' Spread: 30'



Red Sunset Maple

A classic maple with rich red-orange fall color. Red Sunset Maple is a fast-growing shade tree, perfect for adding beauty and functionality to your yard.

Zone: 4-8 Height: 45' Spread: 35'



Royal Frost Birch ("Clump" form)

A clump-form birch with striking white bark and burgundy foliage. Royal Frost Birch adds contrast and texture, making it an excellent choice for shade and visual interest.

Zone: 4-7 Height: 40' Spread: 25'



Scarlet Oak

A majestic oak with glossy green leaves that turn scarlet in fall. Scarlet Oak is a hardy tree perfect for large spaces, providing shade and vibrant color.

Zone: 4-9 Height: 60' Spread: 40'



Sunburst Honeylocust

A honeylocust with bright yellow foliage and an open canopy. Sunburst Honeylocust is a low-maintenance shade tree that adds light and texture to gardens.


Zone: 4-9 Height: 30-40' Spread: 30-40'



Sugar Maple

A classic North American shade tree known for brilliant fall color, strong branching, and longevity. Ideal for large lawns, parks, and streetscapes.

Zone: 3-8 Height: 60' Spread: 40'



Tri Color Beech

A unique beech with variegated pink, purple, and white foliage. Tricolor Beech is a striking shade tree, perfect as a focal point in large landscapes.


Zone: 4-7 Height: 30' Spread: 20'



Whitespire Birch ("Clump" form)

A clump-form birch with white bark and dark green leaves. Whitespire Birch is a hardy tree that adds shade and year-round beauty with minimal maintenance.

Zone: 4-7 Height: 40' Spread: 25'



White Oak

A majestic, long-lived tree with broad branching and deep green foliage. Offers excellent shade and subtle red-purple fall color.

Zone: 3-9 Height: 60' Spread: 50'



Nursery: 574-354-7433 Landscaping: 574-248-0157

treendsnursery.landscaping@gmail.com

30094 Co Rd 56 Nappanee, IN 46550

Service | Value | Selection